



**INSTRUCTIONS D'ASSEMBLAGE**  
**ASSEMBLY INSTRUCTIONS**

---

**M**ONARCH  
SPECIALTIES INC.

# I 9002

---

**POUF -**  
**TISSU BLEU / PATTES METAL OR**

**OTTOMAN -**  
**BLUE FABRIC / GOLD METAL LEGS**

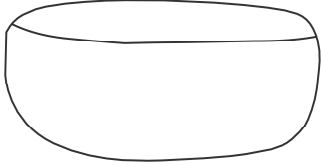
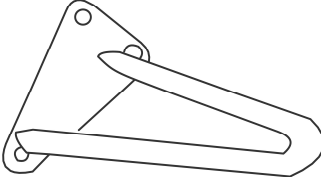


**POUR DE L'ASSISTANCE OU POUR COMMANDER  
DES PIÈCES CONTACTEZ NOTRE DÉPARTEMENT  
DE SERVICE À LA CLIENTÈLE.**

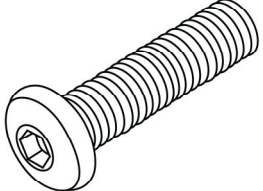
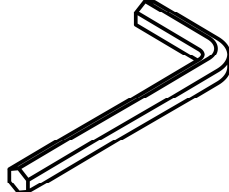
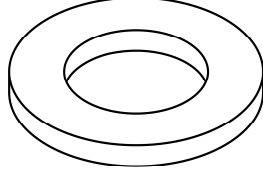
**FOR ASSISTANCE OR TO ORDER PARTS  
CONTACT OUR CUSTOMER SERVICE DEPARTMENT**

**WWW.MONARCHSERVICE.COM**

**LISTE DES PIÈCES**  
**PARTS LIST**

PIÈCE / PART #	IMAGE	DESCRIPTION	QTY / QTÉ
1		SEAT CUSHION COUSSIN DU SIÈGE	1
2		METAL LEG PATTE EN METAL	4

**LISTE DES PIÈCES DE MONTAGE**  
**HARDWARE LIST**

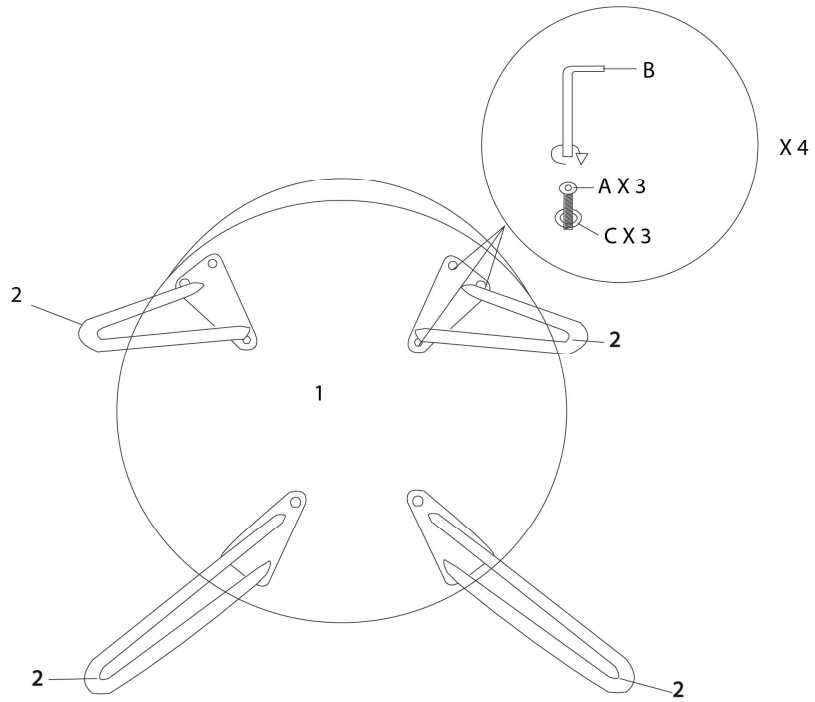
PIÈCE / PART #	IMAGE	DESCRIPTION	QTY / QTÉ
<b>A</b>		<b>ASSEMBLING BOLT - Ø 1/4" X 3/4"</b> <b>BOULON D'ASSEMBLAGE - Ø 1/4" X 3/4"</b>	<b>12</b>
<b>B</b>		<b>HEX KEY</b> <b>CLÉ HEXAGONALE</b>	<b>1</b>
<b>C</b>		<b>METAL WASHER</b> <b>RONDELLE DE MÉTAL</b>	<b>12</b>



OUTIL DE VÉRIFICATION DE DIMENSIONS DES PIÈCES  
HARDWARE DIMENSIONS VERIFICATION TOOL



ÉTAPE / STEP 1



ÉTAPE / STEP 2

